

Thursday October 27, 2011
National Mental Health Nurses Conference
Toronto, Ontario



Outputs in Action!!

Jennifer Berger RN, MSc, CPMHN(C)
Clinical Specialist
Mental Health & Addictions



Canadian Institute
for Health Information

Institut canadien
d'information sur la santé



Who is the Canadian Institute for Health Information *

- **National**, independent, not-for-profit agency, established in 1994
- One of Canada's leading sources of **high-quality, reliable** and timely health information
- 27 health databases and registries

**Canadian Health Institute for Health Information also known as CIHI*

What is CIHI's Mandate?

- Coordinate, develop, maintain and disseminate **health information** on Canada's health system and the health of Canadians
- Provide **accurate and timely information** required for:
 - Sound health policy
 - Effective management of the health system
 - Public awareness about factors affecting good health

What is the Ontario Mental Health Reporting System? *

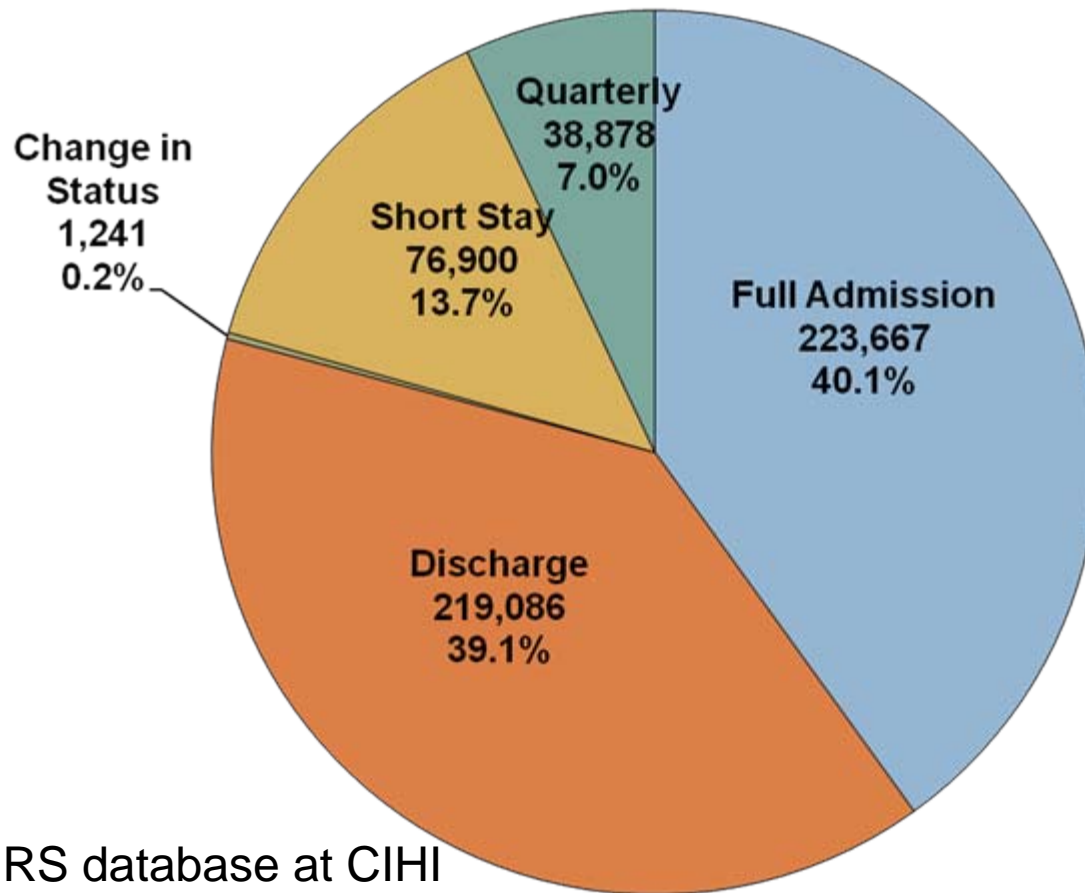


- Database that contains information on **adult inpatient mental health services** in the province of Ontario
 - Ontario is Canada's most populous province
- Based on the **RAI-MH** clinical assessment
- Developed by CIHI for the Ontario Ministry of Health
 - now expanding to other provinces across the country

* *Ontario Mental Health Reporting System also known as OMHRS*

How much OMHRS information is there?*

- As of September 1, 2011
 - Over 559,772 records from 73 facilities



*In the OMHRS database at CIHI

Up Close and *CLINICAL*



- RAI-MH is a comprehensive , standardized, **clinical** assessment of:

- Key domains of function:

- Physical, mental function
- Social supports
- Discharge resources
- Service use
- Patient history

- Information is useful only if assessments are clinically accurate

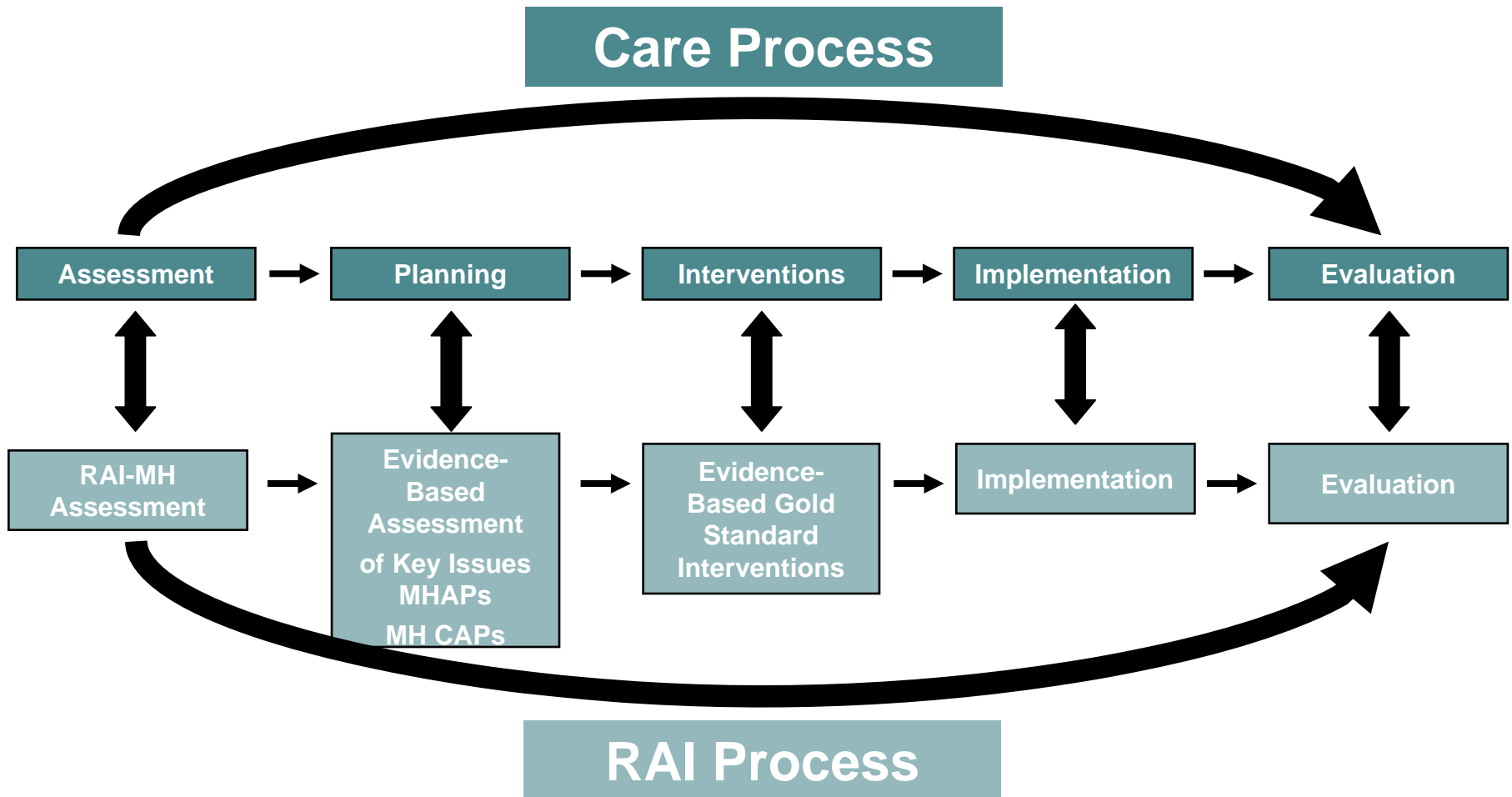
Attachment

MINIMUM DATA SET FOR MENTAL HEALTH (MDS-MH) [©]

SECTION AA. NAME AND IDENTIFICATION NUMBERS		SECTION EB. PERSONAL ITEMS (Complete on intake only)	
1 NAME OF PATIENT a. Last/first name, b. First name, c. Middle initial	2 DATE OF BIRTH 1. Month 2. Day 3. Year 4. Unknown	4 EDUCATION a. None b. Some high school c. High school d. Some college e. College f. Postgraduate	5 EMPLOYMENT a. Employment b. Social assistance c. Unemployed d. Skills training e. Other f. No income
3 HEALTH CARE NUMBER	4 CASE RECORD NUMBER	5 FACILITY NUMBER	6 ETHNICITY a. American Indian or Alaska Native b. Hispanic or Latino c. Non-Hispanic White d. Non-Hispanic Black e. Non-Hispanic Asian or Pacific Islander f. Other
7 UNIT 00 Home Health/Respite Unit 01 Home Health-Respite Unit 02 Home Health-Respite Unit 03 Home Health-Respite Unit 04 Home Health-Respite Unit	8 ESTABLISHED DATE a. New patient b. Discharged c. Discharged d. Discharged e. Discharged f. Discharged	9 LANGUAGE 1. No writing 2. Oral only 3. Oral and written 4. Oral and written 5. Oral and written 6. Oral and written 7. Oral and written 8. Oral and written 9. Oral and written 10. Oral and written	10 PHYSICIAN RESOURCES 1. Used none 2. Used with assistance only 3. Used with assistance and advice 4. Used with advice and support 5. Used with extensive help (nurse or clinician) 6. Used in group setting with nonprofessional

Page 1 of 10

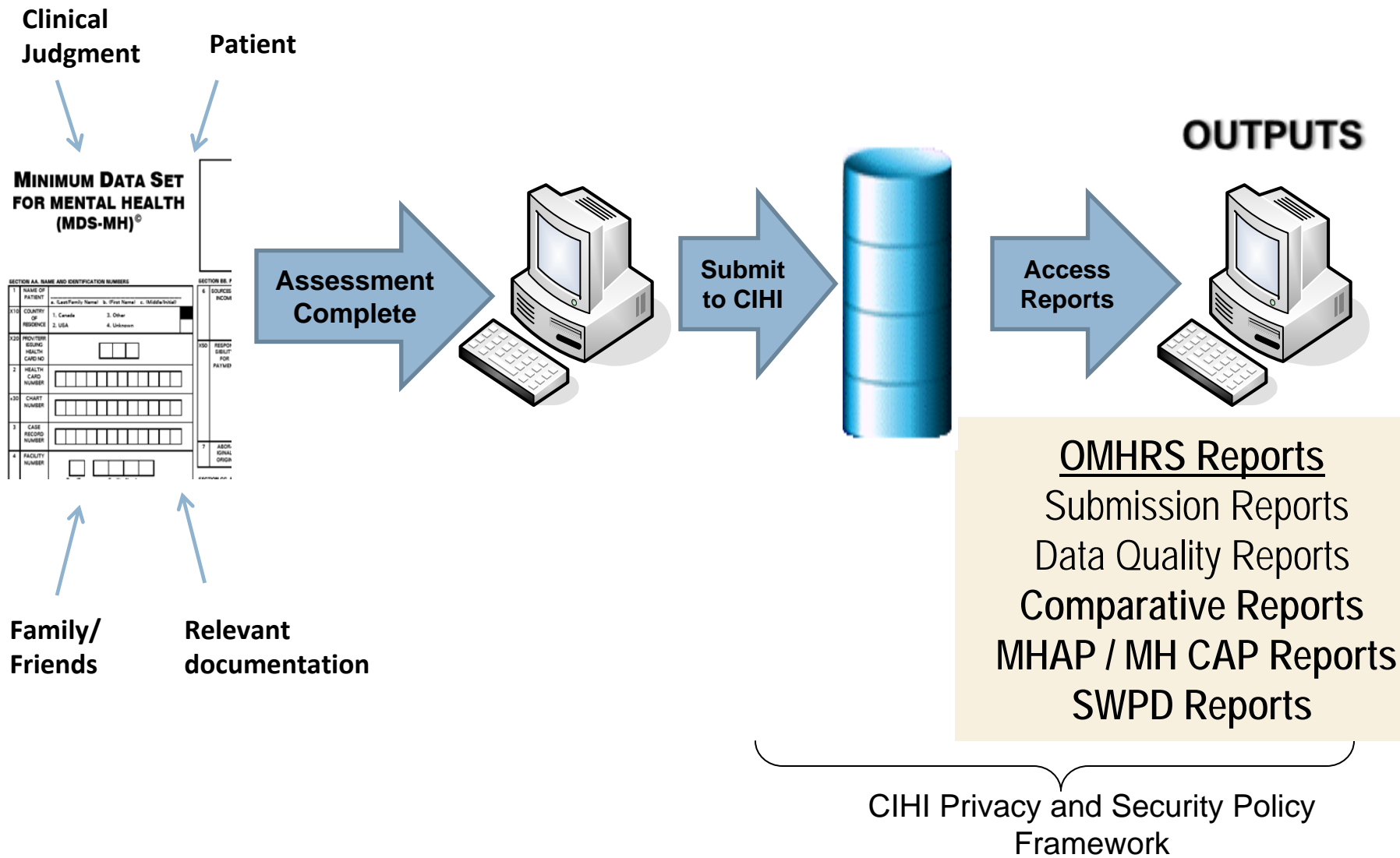
RAI-MH Mirrors the Care Process



Objectives

- Demonstrate how the OMHRS Reports can provide
 - Benchmarking opportunities;
 - Highlight risk management issues; and
 - Assess the effectiveness of treatments.
- Demonstrate how OMHRS Reports can be put into **ACTION!!**

OMHRS – Information flow to and from CIHI



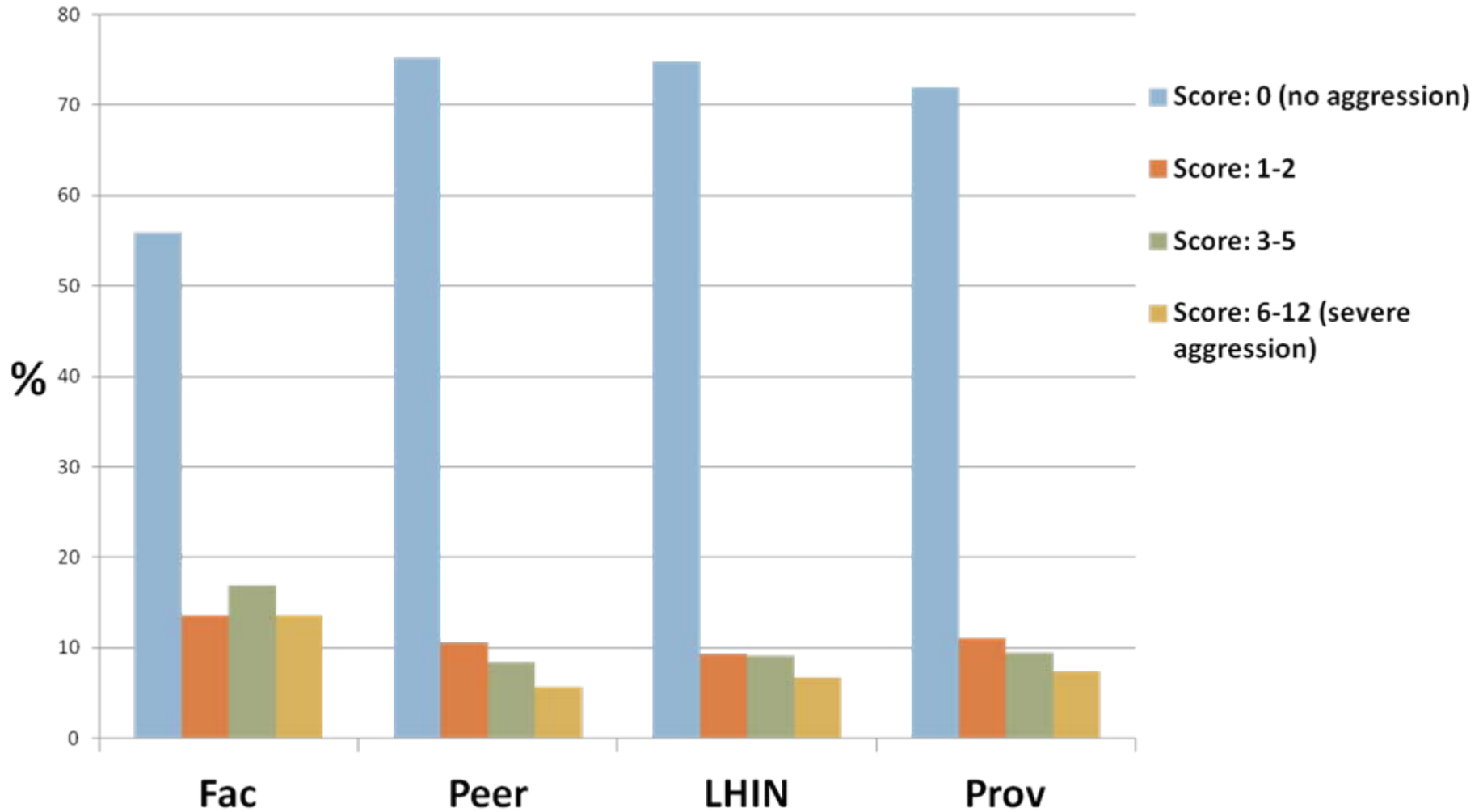
Comparative Reports

- Provide a standard approach to measure and monitor indicators describing inpatient mental health services across units, facilities, regions, and the province.
- Comparative Reports include:
 - Demographics
 - Outcome Scales
 - Quality Indicators

What Are Outcome Scales?

- Derived from RAI-MH assessments
- Evidence-based standardized scales
- Measure symptom severity and outcomes of treatment
 - Aggressive Behaviour Scale
 - Cognitive Performance Scale
 - Depression Severity Index
 - Risk of Harm to Others Scale
 - Self-Care Index
 - Severity of Self-Harm Scale
 - Positive Symptoms Scale

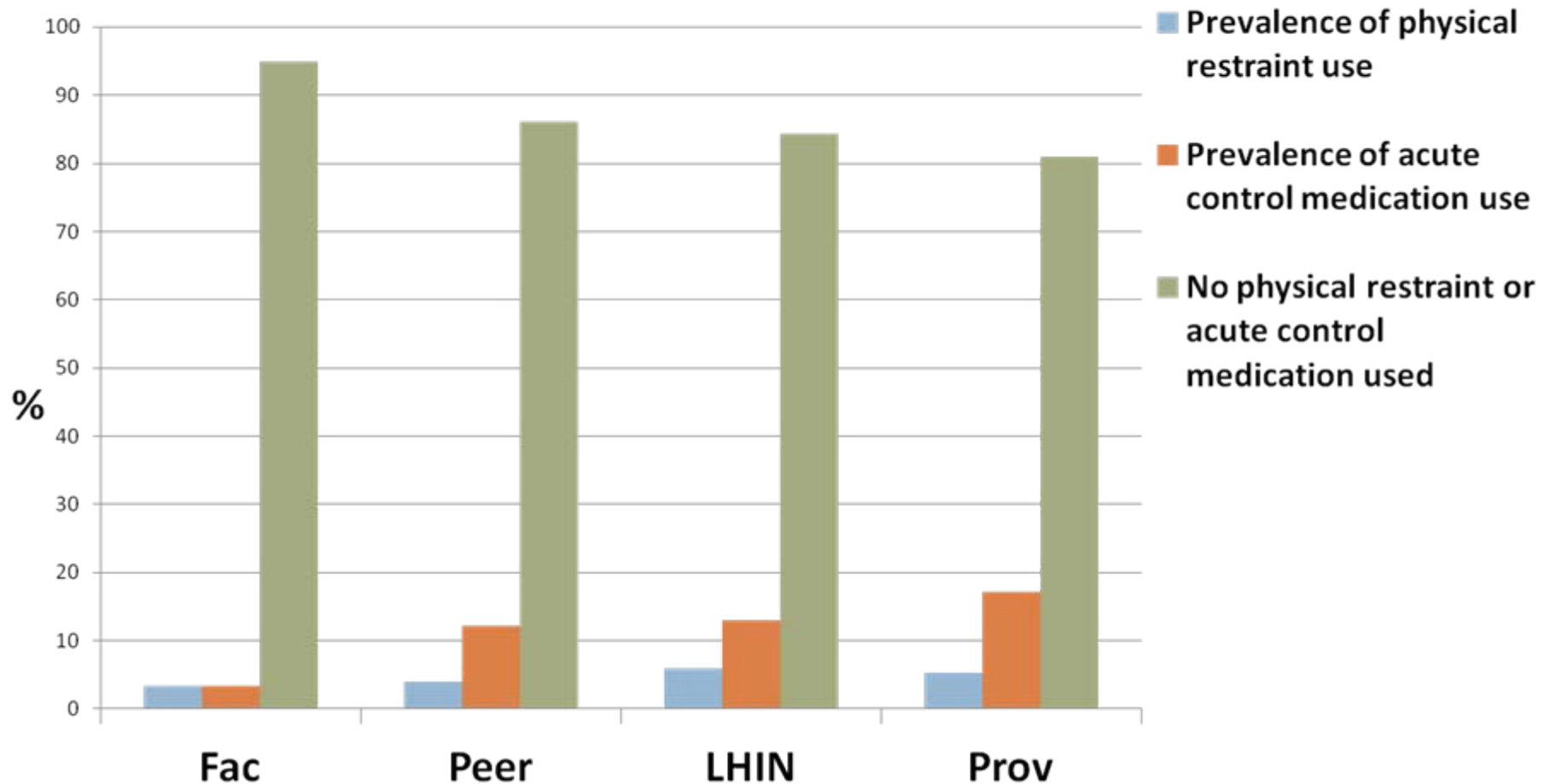
Aggressive Behaviour Scale Score



What Are Quality Indicators?

- Derived from RAI-MH assessments
- Measure mental health care services through
 - Prevalence of acute control medications
 - Prevalence of physical restraint use
 - Prevalence of self-injury (non-suicidal)
 - Improvement, decline or failure to improve in the capacity to manage medications
 - Improvement, decline or failure to improve in the capacity to manage finances

Physical Restraint and Acute Control Medication Use



Current OMHRS Comparative Report



Facility Discharge Comparative Report
Facility Number: 55555
Facility Name: Fake Facility
Reporting Period: 2010Q1
Unit Type: All Units

(Provisional) Diagnostic Category		All diagnostic categories				Mood disorders				Schizophrenia and other psychotic disorders				
		Fac	Peer	LHIN	Prov	Fac	Peer	LHIN	Prov	Fac	Peer	LHIN	Prov	
Discharge Assessments														
(40)	Total number of discharge assessments	N	493	1836	900	9509	219	900	388	3753	184	528	281	3058
Age at Discharge (41)	0 - 17	%	0.6	2.1	1.9	1.5	0.0	1.2	0.8	1.5	0.0	0.8	0.0	0.7
	18 - 24	%	14.8	14.1	13.4	13.4	11.9	11.0	11.3	11.3	13.6	16.3	13.5	14.7
	25 - 44	%	39.8	36.4	39.2	38.5	37.0	33.9	36.6	36.5	44.6	42.8	44.5	43.8
	45 - 64	%	36.9	36.2	37.2	35.2	43.4	41.3	43.8	38.3	35.3	32.8	34.9	33.7
	65+	%	7.9	11.2	8.2	11.4	7.8	12.6	7.5	12.5	6.5	7.4	7.1	7.1
	Average Age	Years	42.7	43.8	42.5	43.9	44.7	46.3	44.1	45.3	41.9	41.1	41.5	41.6
Demographic Information (42)	Male	%	48.3	45.9	47.8	49.9	37.4	38.4	36.1	40.1	62.5	57.8	60.1	58.6
	Female	%	51.7	54.1	52.2	50.1	62.6	61.6	63.9	59.9	37.5	42.2	39.9	41.4
	Married/partner/significant other	%	22.3	30.5	26.6	27.3	30.6	39.8	33.8	35.9	12.5	16.1	14.2	14.1
	High school completed	%	65.5	59.6	62.9	61.5	74.9	65.7	72.7	67.6	56.0	52.1	55.2	54.0
	Employed	%	21.7	22.9	22.2	20.3	26.9	26.1	26.8	24.5	14.7	17.2	13.4	10.2
Discharged To (43)	Private home/apartment/rented room	%	73.2	79.2	77.9	78.6	88.6	87.3	87.9	87.9	59.2	67.8	66.5	68.8
	Board and care/assisted/semi-independent living	%	1.8	3.3	2.0	4.0	0.9	2.1	1.5	2.2	2.2	4.4	2.5	6.7
	Psychiatric hospital	%	3.9	4.0	2.4	3.2	1.4	2.2	1.3	2.2	7.1	6.6	5.0	5.8
	Homeless (with or without shelter)	%	2.4	2.1	2.1	2.8	0.9	1.3	1.5	1.5	4.9	3.4	3.6	4.3
	Long-term care home (nursing home)	%	3.0	2.1	2.7	2.6	3.2	1.9	2.3	1.4	1.6	1.3	1.1	1.7
	Acute care hospital	%	2.0	1.7	1.3	1.1	1.4	1.6	0.8	0.9	2.7	2.1	2.1	1.1
Length of Stay (44)	Median	Days	17.0	12.0	15.0	16.0	15.0	12.0	14.0	14.0	21.0	15.0	20.0	19.0
	25th percentile	Days	8.0	7.0	8.0	8.0	9.0	7.0	8.0	8.0	10.0	8.0	11.0	10.0
	75th percentile	Days	34.0	21.0	28.0	30.0	28.0	19.0	24.0	26.0	45.0	28.0	43.0	38.0
	LOS over 1 year	%	1.5	1.3	3.1	1.1	0.0	0.1	0.5	0.1	10.9	4.0	7.5	2.9



Outputs in Action!!

“We found that our Acute Control Medications use was much higher than our peers. After reviewing the definition for Acute Control Medication in the Clinical Coding Manual and conducting chart audits, I determined that K5 (Acute Control Medications) was being coded incorrectly.”

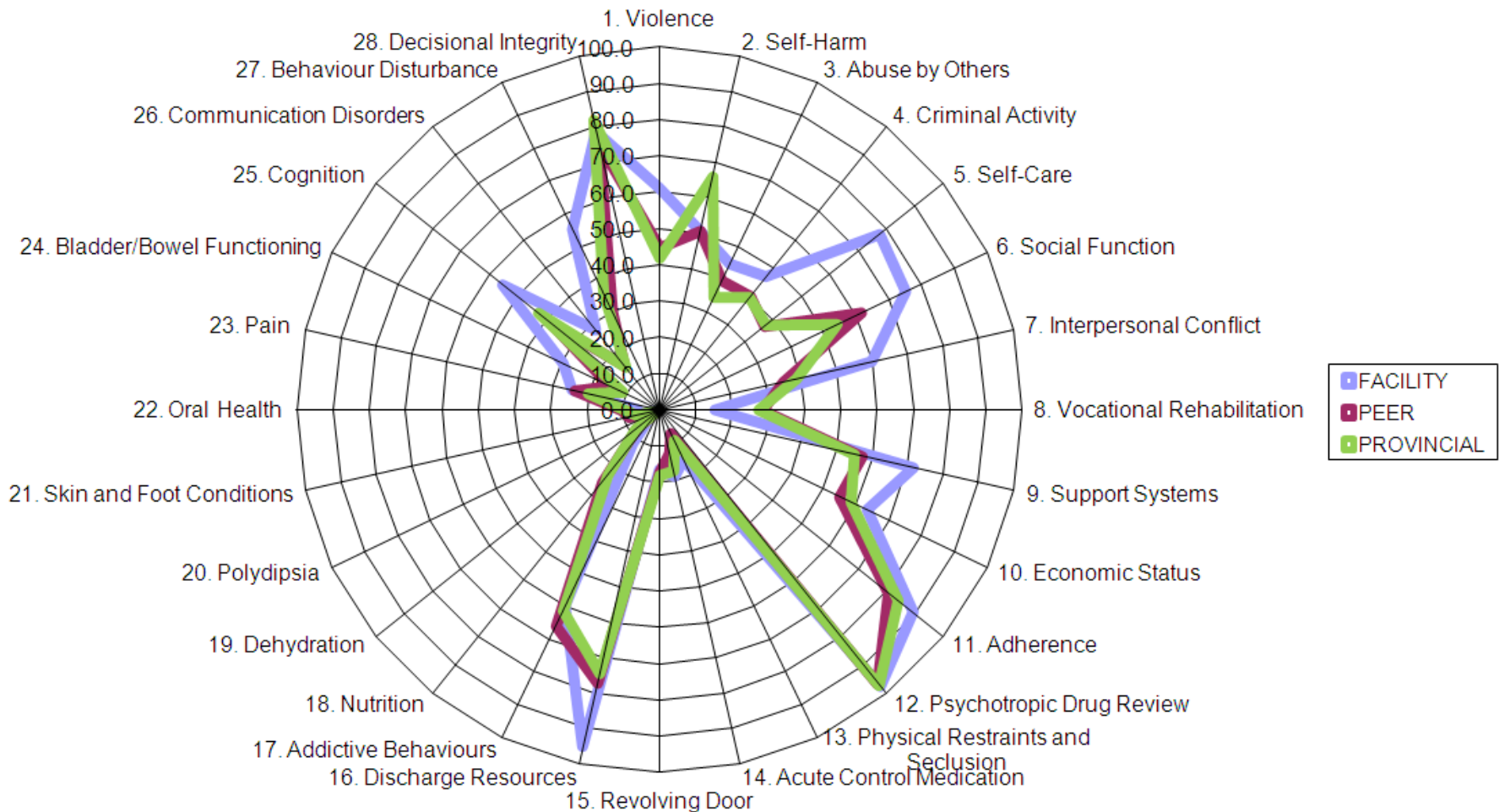
Mental Health Assessment Protocols (MHAP) Report

- Reflect the prevalence of a specific MHAP at the facility, peer and provincial level.
 - Each is reported as a percentage of the total number of qualifying admission records.
- Please note: interRAI recently released new Mental Health Clinical Assessment Protocols (MH CAPs), which CIHI is now supporting

Current OMHRS MHAP Report



Comparison of Triggered MHAP Percentage



Outputs in Action!!

“An outpatient team was reluctant to take on a client for community follow up due to a history of extreme behaviour disturbance. After reviewing the client’s current clinical picture with the inpatient team via the MHAPs and outcome scales as well as discussing care planning strategies, the outpatient team’s confidence and understanding of the client was significantly increased. This was an excellent example of teamwork and using the RAI-MH to benefit the client!”



SCIPP Weighted Patient Day Report

- SWPD groups and weight OMHRS assessments to provide information on resource use.
- Provides a summary of all patient “events”, with respect to resource utilization, in a facility quarterly (and cumulatively within a fiscal year).

Current SWPD Report



OMHRS Facility SWPD reports - Facility Summary

Facility ID: 50001

Facility Name: OMHRS SWPD Public Use (FICTITIOUS)

Test Data SWPD report period: April 1, 2010 to March 31, 2011

	Short Stay Assessments	Other Episodes	Total
Patient Days	8	745	753
LATE Patient Days	n/a	15	15
UNGROUPABLE Patient Days	3	2	5
SWPD	10.2395	933.6578	943.8973
Case Mix Index (CMI)	1.2799	1.2532	1.2535
Days away from bed	1	86	87
Q1q - Non Mental Health Days	1	16	17

Short Stay Facility CMI = 1.2634

Number of DISCHARGE ASSUMED: 1 episode that is assumed to be discharged.



Outputs in Action!!

“Using the SWPD report has allowed us to compare our CMI to our peers and get a sense of our efficiency by calculating the cost per patient day. This has been very helpful in getting a sense of where we fit in looking at our how we use our resources.”

Outputs in Action!!

“These reports are instrumental in helping us get an overview of what we do, how we do it, and what we need to do next.

We use OMHRS report information when creating our quarterly SCORECARDS to provide an overview of our patient population, evaluate treatment effectiveness, and resource usage.

The OMHRS reports allow us to compare ourselves to our peers, establish benchmarks and make decisions for the future of our mental health program.”

Who Wants CIHI's Information?



We Invite You to Contact Us

Visit our program on the web:

www.cihi.ca/omhrs

Send us an email:

omhrs@cihi.ca





Acknowledgements:

Karen Luyendyk

Connie Paris

Debra Chen

Katelyn McLaren

Kathy Lee